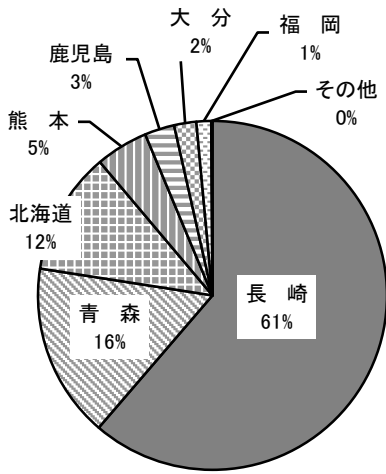
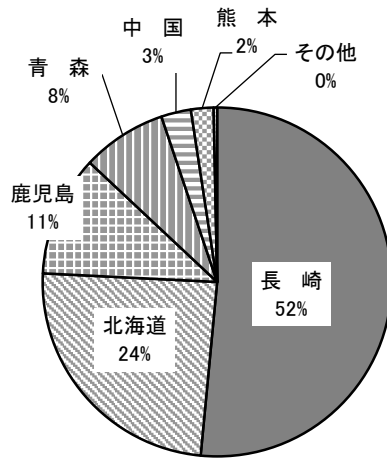


平成28年度 主要野菜の生産地別入荷量比率図




だいこん 4,083 t

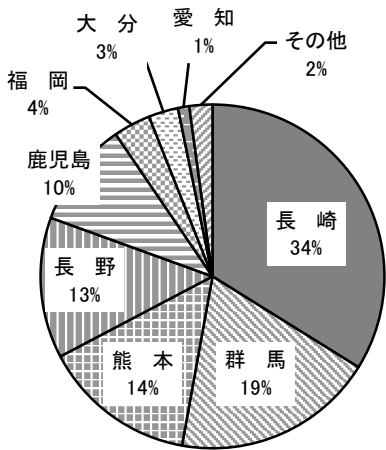
(長だいこん+丸だいこん)



にんじん 4,148 t

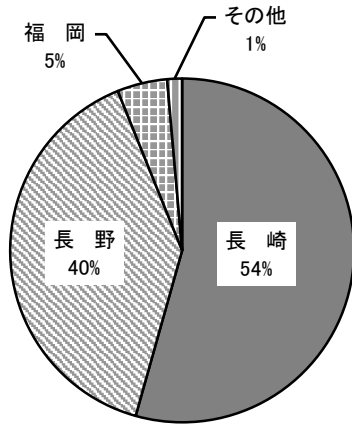


はくさい 5,000 t

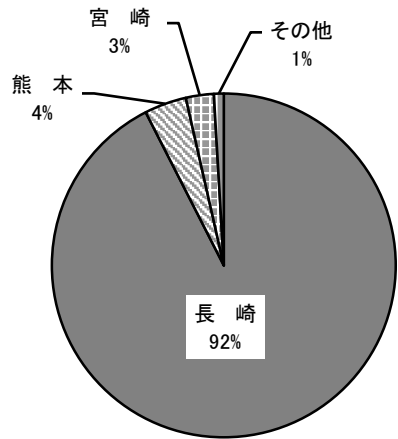


キャベツ 5,751 t

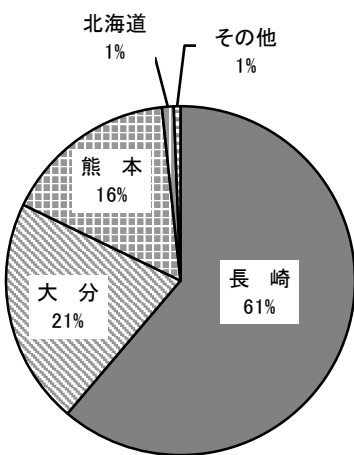
(普通キャベツ+グリーンボール) (結球レタス+サニーレタス+グリーンリーフ)



レタス 3,849 t

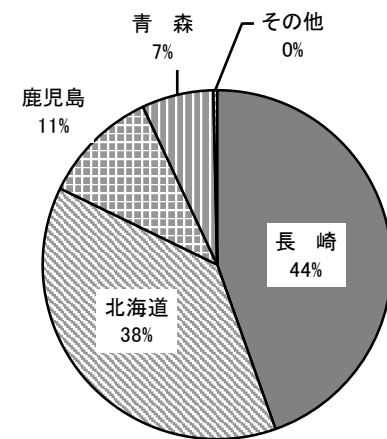


きゅうり 2,334 t



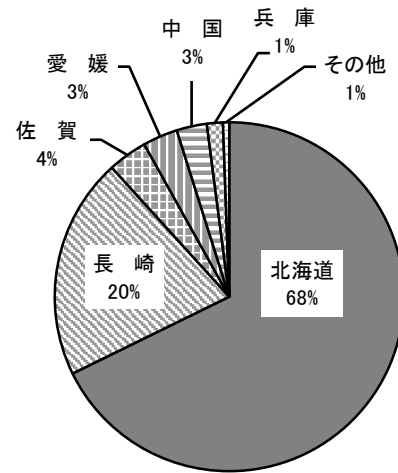
トマト 2,829 t

(普通トマト+ミニトマト)



ばれいしょ 4,438 t

(丸ばれいしょ+メークイン)



たまねぎ 7,057 t